



# theGOSPELPROJECT®



## SLIDE 1

Welcome to The Gospel Project for Students! The Gospel Project is all about showing students how Jesus is at the center of Scripture—how God always had a plan for our redemption. It takes students on a three-year journey from Genesis to Revelation to show them this. Why does this matter? Because the gospel wasn't God's backup plan. Jesus was always the answer. Helping your students see this has the power to show them that Jesus is their answer.

Students desperately need God's Word, and they're capable of understanding it if we just show them the way. When students know God's Word, then they'll know His character. And when they know God, they'll love Him. When they love Him, they'll live for Him and change this world. And this drives every lesson: knowing God, loving God, obeying God.

The gospel changes everything. It isn't just something you teach your students. It's transformative. The Gospel Project works to help your students apply Scripture to their lives. It meets them where they are, showing them that Scripture is relevant to everyday life and that it speaks to current culture.

The two products you'll likely interact with the most are the *Leader Guide* and the *Daily Discipleship Guide*.



## SLIDE 2

The *Leader Guide* helps you guide students through each session. It functions much like a magazine, with each spread serving a specific purpose. The user-friendly layout simplifies the preparation and teaching process. Let's take a look at each spread in the *Leader Guide*.



## SLIDE 3

The Title spread contains all the most important elements in the lesson. You will see the Main Point, the Christ Connection, and the entire passage for the lesson. Above that, you'll notice a timeline of surrounding biblical context. And because we know Scripture is best understood in context, we recommend reading those surrounding chapters each week to have a better understanding of where you are in the grand narrative.



## SLIDE 4

The next spread is the Before You Teach spread. This is where you can camp out for a bit and really prepare for the lesson because everything you need is right here in one place. We've selected Commentary that's directly related to the week's concepts. The Context section gives you a look into the background of the week's passage. At the beginning of each book of the Bible, this section features information about the author, the original audience, and the purpose. It also features context about the historical period and Jewish culture. You'll also find the session's Theology Connection, an important biblical doctrine which will show up in the lesson's discussion.

Our heart is for you to grow spiritually as you invest in teaching the next generation. The lesson isn't just for students, but it's for you too! The time you take to prepare can enrich your own walk with the Lord as you grow in biblical knowledge.



## SLIDE 5

The Activity Spread helps you kick off your meeting time by engaging students' interest. You'll see the session's image, along with a Discussion Activity, which usually requires zero setup or materials. The Kickstarter is an option for groups that are short on time and can be done in just a few minutes.


Let's talk about the Cultural Connection. It's all about student culture. It's going to tackle tensions and difficult questions students may wrestle with each week in relation to the content. We always want to meet students where they are. The hope here is that the Cultural Connection will foster an environment for students to have the freedom to ask questions and wrestle with truth in a healthy, biblical way with you as their guide.

We want to help you nurture an environment where asking hard questions and finding honest answers are not only possible but encouraged, and this is one of the ways that we can do that.



## SLIDE 6

The final spread in the *Leader Guide* is the Discussion spread. On these pages, you'll find the bulk of the lesson's content. You'll see two main points, along with discussion questions and suggested answers for each. You'll also notice icons designating questions that directly relate to the Christ Connection and the Theology Connection. Application questions are scaffolded into the discussion, connecting to how the Bible challenges the way we think, feel, and act.



## SLIDE 7


Ok, now let's move on to what's available for your students—the *Daily Discipleship Guide*. They'll see all the same important information, like the Main Point, the Christ Connection, the passage and biblical timeline, the Theology Connection, the Cultural Connection, and the Discussion Questions. But this is so much more than a workbook. Our heart is to keep students moving beyond the lesson and to help them get into God's Word throughout the week. We want students to know God's Word so they can know Him—so they can live like disciples and make disciples!



## SLIDE 8

To more deeply connect to each session, students are encouraged to read and engage with five daily devotions that are included in the *Daily Discipleship Guide* and to study the Bible for themselves using the Seven Arrows method. And that's important because the point isn't simply to read the passage. Students need to learn how to study the Bible for themselves. We don't want them to just take our word for what the Bible says. We want them to see that the Bible really does point to Jesus. We want them to experience heart transformation, not behavior modification.

God's Word is alive. It's active. It penetrates our hearts. It's how we know God's character. These resources can work together to help students develop the spiritual discipline of spending time in God's Word each day.



## SLIDE 9

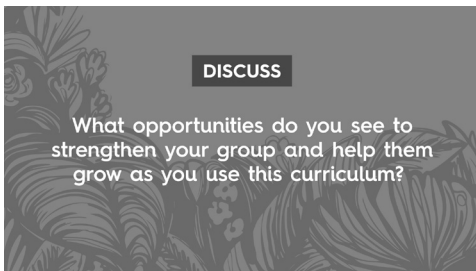
Here's the deal: our students are being disciplined by something. They're either being disciplined by the church or by the world. The Gospel Project helps you pour into your students so they can live out God's Word and accurately carry it to the world—so they can be disciples who make disciples.

And that's what it all comes back to. Even as your groups engage with fun activities and spend time building relationships in their discussions, we want to help their faith take root. We want to help them build a strong foundation on which they can stand for the rest of their lives. They need the gospel. They need the God of the gospel. And they'll meet Him with fresh eyes as they study the Word with The Gospel Project for Students.



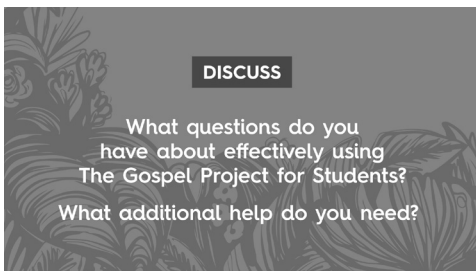
## SLIDE 10

**Discuss the following:** What excites you most about what you've learned about these Bible study resources?



## SLIDE 11

**Discuss the following:** What opportunities do you see to strengthen your group and help them grow as you use this curriculum?



## SLIDE 12

**Discuss the following:** What questions do you have about effectively using The Gospel Project for Students?

What additional help do you need?